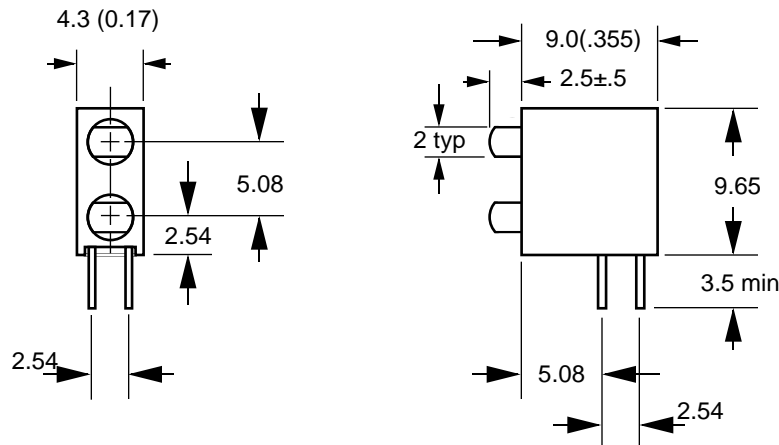


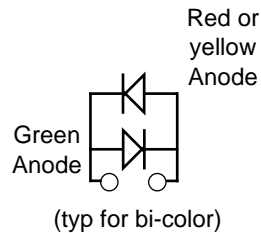
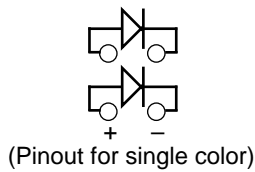
2 x 3 mm, Bi-level PCB Mount LED Indicator, G2178B Series



The G2178B series is an assembly using two 2 x 3 mm LEDs in a right-angle mount. Designed to save panel space, the assembly measures just over 4.3 mm (0.170") in width. Long arrays should be located on a pitch of 4.4 mm (0.173") to avoid crowding and tolerance build-up. This series can also be supplied with pinout reversed from that shown by adding "-RL" to the order code of the part number.



RoHS Compliant
Aug 2004



Specify part desired as follows:

G2178B/Order Code LED1 + Order Code LED 2

For example: "G2178B/G+Y" designates an assembly with a green LED on top and a yellow LED on the bottom.

"G2178B/(G+Y)-RL" designates the same assembly with leads reversed.

ORDER CODE AND INFORMATION (ALL RATINGS AT 25°C AMBIENT)

LED Lamp			Typical Characteristics				Recom. Op. If (mA)
Epoxy & Type	Color	Order Code	Peak λ (nm)	Vf (V) @ If=20mA	Iv (mcd) @ If=10mA	$2\Theta_{1/2}$ (Deg)	
Tinted Diffused Resistor Required	Red	H	697	2.1	1.6	40	5-10
	Hi Eff Red	I	635	2.0	4.5	40	10-20
	Green	G	565	2.1	4.5	40	10-20
	Yellow	Y	585	2.0	4.5	40	10-20
	Orange	O	610	2.0	4.5	40	10-20
Tinted Transparent High Brightness	Hi Eff Red	IT	635	2.0	11	20	10-20
	Green	GT	565	2.1	15	20	10-20
	Yellow	YT	585	2.0	10	20	10-20
Tinted Diffused For 2mA Operation	Red	H2	697	2.0	1.2 @ 2mA	40	2-10
	Hi Eff Red	I2	635	2.1	1.4 @ 2mA	40	2-10
	Green	G2	565	2.0	1.2 @ 2mA	40	2-10
	Yellow	Y2	585	2.0	1.2 @ 2mA	40	2-10
Tinted Diffused 5V Operation	Hi Eff Red	I5	635	-	4.5	40	5 V
	Green	G5	565	-	4.5	40	5 V
	Yellow	Y5	585	-	4.5	40	5 V
White Diffused Bipolar, Bicolor	Red/Green	EG	635/565	2.1/2.0	2.5/2.5	54	10-20
	Yellow/Green	YG	585/565	2.1/2.0	2.5/2.5	54	10-20

* Specifications subject to change without notice. Dimensions are in mm±0.25 unless stated otherwise.

IDEA, Inc., 1351 Titan Way, Brea, CA 92821 Ph:714-525-3302, 800-LED-IDEA; Fax: 714-525-3304 Catalog 995A