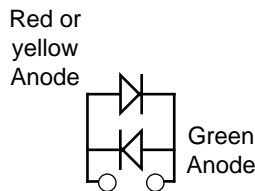
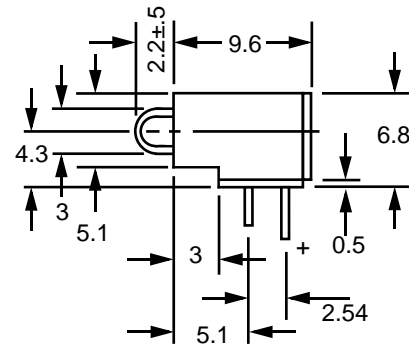
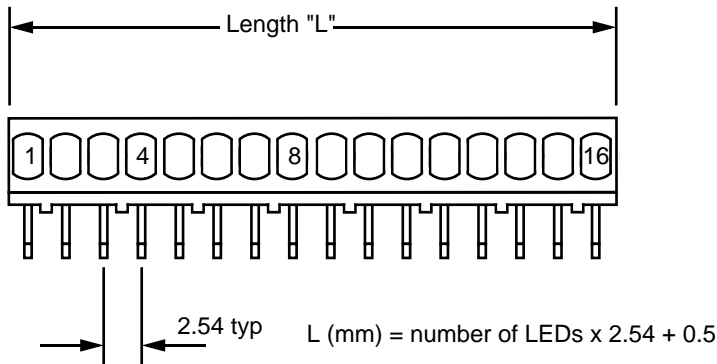


Oblong, Domed, PCB Mount Right Angle View Indicator Array, G23XXB Series



The G23XXB indicator array has been specifically designed for high density packaging while maintaining visibility. From 4 to 16 LEDs are located on 2.54 mm (0.1") centers, which makes it ideal as status indicators when used in conjunction with DIP switches. It offers handling ease where multiple indicators are required. This versatile indicator can be supplied with mixed colors for specific applications.



(typ for bi-color)



RoHS Compliant
Aug 2004

Specify part desired as follows: (XX = total number of LEDs in array, up to 16 maximum.)

G23XXB/Order Code LED1 + Order Code LED 2 + ... + Order Code LED XX

For example: "G2308B/4H+4G" designates an 8 lamp assembly with 4 red LEDs followed by 4 green LEDs.

ORDER CODE AND INFORMATION (ALL RATINGS AT 25°C AMBIENT)

LED Lamp			Typical Characteristics				Recom. Op. If (mA)
Epoxy & Type	Color	Order Code	Peak λ (nm)	Vf (V) @ If=20mA	Iv (mcd) @ If=10mA	$2\Theta_{1/2}$ (Deg)	
Tinted Diffused Resistor Required	Red	H	697	2.1	1.6	40	5-10
	Hi Eff Red	I	635	2.0	4.5	40	10-20
	Green	G	565	2.1	4.5	40	10-20
	Yellow	Y	585	2.0	4.5	40	10-20
	Orange	O	610	2.0	4.5	40	10-20
Tinted Transparent High Brightness	Hi Eff Red	IT	635	2.0	11	20	10-20
	Green	GT	565	2.1	15	20	10-20
	Yellow	YT	585	2.0	10	20	10-20
Tinted Diffused For 2mA Operation	Red	H2	697	2.0	1.2 @ 2mA	40	2-10
	Hi Eff Red	I2	635	2.1	1.4 @ 2mA	40	2-10
	Green	G2	565	2.0	1.2 @ 2mA	40	2-10
	Yellow	Y2	585	2.0	1.2 @ 2mA	40	2-10
Tinted Diffused 5V Operation	Hi Eff Red	I5	635	-	4.5	40	5 V
	Green	G5	565	-	4.5	40	5 V
	Yellow	Y5	585	-	4.5	40	5 V
White Diffused Bipolar, Bicolor	Red/Green	EG	635/565	2.1/2.0	2.5/2.5	54	10-20
	Yellow/Green	YG	585/565	2.1/2.0	2.5/2.5	54	10-20

* Specifications subject to change without notice. Dimensions are in mm±0.25 unless stated otherwise.