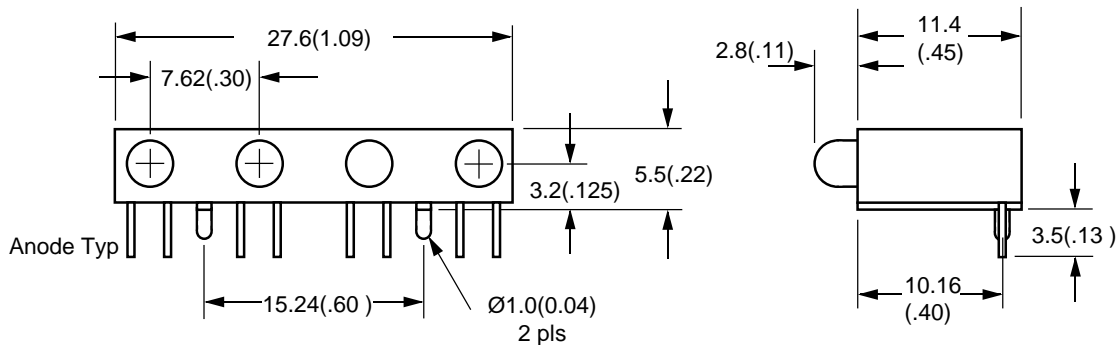


# T-1, (3-mm) Round, Quad PCB Mount LED Indicator, G244B Series

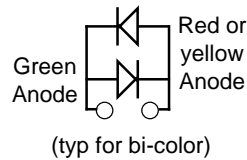
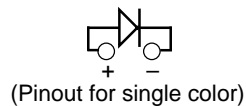
www.ledidea.com



G244B is a family of indicator arrays especially popular in the computer peripheral industry. The four lamps are positioned on a 0.3" pitch. The low profile and long reach makes it a useful candidate for items such as modems.



RoHS Compliant  
Aug 2004



Specify part desired as follows:

G244B/Order Code LED1 + Order Code LED 2 + Order Code LED 3 + Order Code LED 4

For example: "G244B/I+Y+2G" designates an assembly with a red LED, a yellow LED and 2 green LED's from left to right.

## ORDER CODE AND INFORMATION (ALL RATINGS AT 25°C AMBIENT)

LED Lamp			Typical Characteristics				Recom. Op. If (mA)
Epoxy & Type	Color	Order Code	Peak $\lambda$ (nm)	Vf (V) @ If=20mA	Iv (mcd) @ If=10mA	2 $\Theta$ <sub>1/2</sub> (Deg)	
Tinted Diffused Resistor Required	Hi Eff Red	I	635	2.0	10	60	10-20
	Green	G	565	2.1	10	60	10-20
	Yellow	Y	585	2.0	10	60	10-20
	Orange	O	610	2.0	10	60	10-20
Tinted Transparent High Brightness	Hi Eff Red	IT	635	2.0	40	40	10-20
	Green	GT	565	2.1	40	40	10-20
	Yellow	YT	585	2.0	40	40	10-20
Tinted Diffused For 2mA Operation	Hi Eff Red	I2	635	2.0	1.0 @ 2mA	60	2-10
	Green	G2	565	2.1	1.0 @ 2mA	60	2-10
	Yellow	Y2	585	2.0	1.0 @ 2mA	60	2-10
Tinted Diffused 5V Operation	Hi Eff Red	I5	635	-	10	60	5 V
	Green	G5	565	-	10	60	5 V
	Yellow	Y5	585	-	10	60	5 V
White Diffused Bipolar, Bicolor	Red/Green	EG	635/565	2.0/2.1	4 / 4	90	10-20
	Yellow/Green	YG	585/565	2.0/2.1	4 / 4	90	10-20
	Red/Yellow	EY	635/585	2.0/2.0	4 / 4	90	10-20

\* Specifications subject to change without notice. Dimensions are in mm±0.25 unless stated otherwise.

IDEA, Inc., 1351 Titan Way, Brea, CA 92821 Ph:714-525-3302, 800-LED-IDEA; Fax: 714-525-3304 2005G