

# ISOC0128

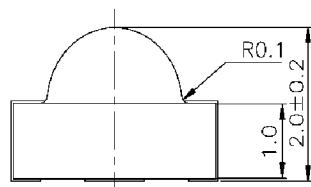
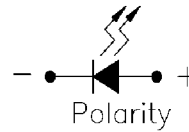
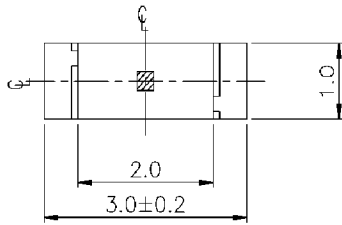
Page 1 of 2



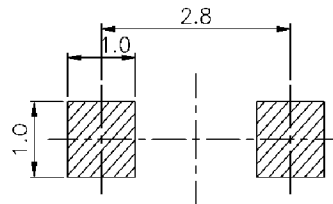
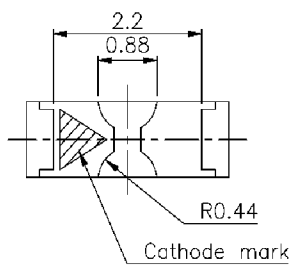
These lamps are miniature chip type designed for two-way surface mounting. Mounted normally, these lamps can be used as circuit board status indicators or as backlight for switches or key pads. Mounted at right angles these lamps are miniature through the panel indicators.



RoHS Compliant  
Aug 2004



For reflow soldering (propose)



PART NO.	Chip		Lens Color
	Material	Emitted Color	
ISOC0128	GaAsP/GaP	Sunset Orange	Water Clear

\* Specifications subject to change without notice. Dimensions are in mm±0.1 unless stated otherwise.

**Absolute Maximum Ratings at  $T_a = 25\text{ }^\circ\text{C}$** 

Parameter	Symbol	Rating	Units
Forward Current	$I_F$	40	mA
Operating Temperature	$T_{opr}$	-40 to +85	$^\circ\text{C}$
Storage Temperature	$T_{stg}$	-40 to +90	$^\circ\text{C}$
Soldering Temperature	$T_{sol}$	260 (for 5 seconds)	$^\circ\text{C}$
Electrostatic Discharge	ESD	2000	V
Power Dissipation	$P_d$	110	mW
Peak Forward Current (Duty 1/10 @ 1KHz)	$I_F$ (Peak)	160	mA
Reverse Voltage	$V_R$	5	V

**Electronic Optical Characteristics**

Parameter	Symbol	Min.	Typ.	Max.	Units	Condition
Luminous Intensity	$I_V$	6.5	10	—	mcd	$I_F = 20\text{ mA}$
Viewing Angle	$2\theta_{1/2}$	—	60	—	deg	$I_F = 20\text{ mA}$
Peak Wavelength	$\lambda_p$	—	610	—	nm	$I_F = 20\text{ mA}$
Dominant Wavelength	$\lambda_d$	—	604	—	nm	$I_F = 20\text{ mA}$
Spectrum Radiation Bandwidth	$\Delta\lambda$	—	40	—	nm	$I_F = 20\text{ mA}$
Forward Voltage	$V_F$	1.7	2.0	2.4	V	$I_F = 20\text{ mA}$
Reverse Current	$I_R$	—	—	10	$\mu\text{A}$	$V_R = 5\text{ V}$

\* Specifications subject to change without notice. Dimensions are in mm $\pm$ 0.1 unless stated otherwise.

IDEA, Inc., 1351 Titan Way, Brea, CA 92821 Ph:714-525-3302, 800-LED-IDEA; Fax: 714-525-3304 0607